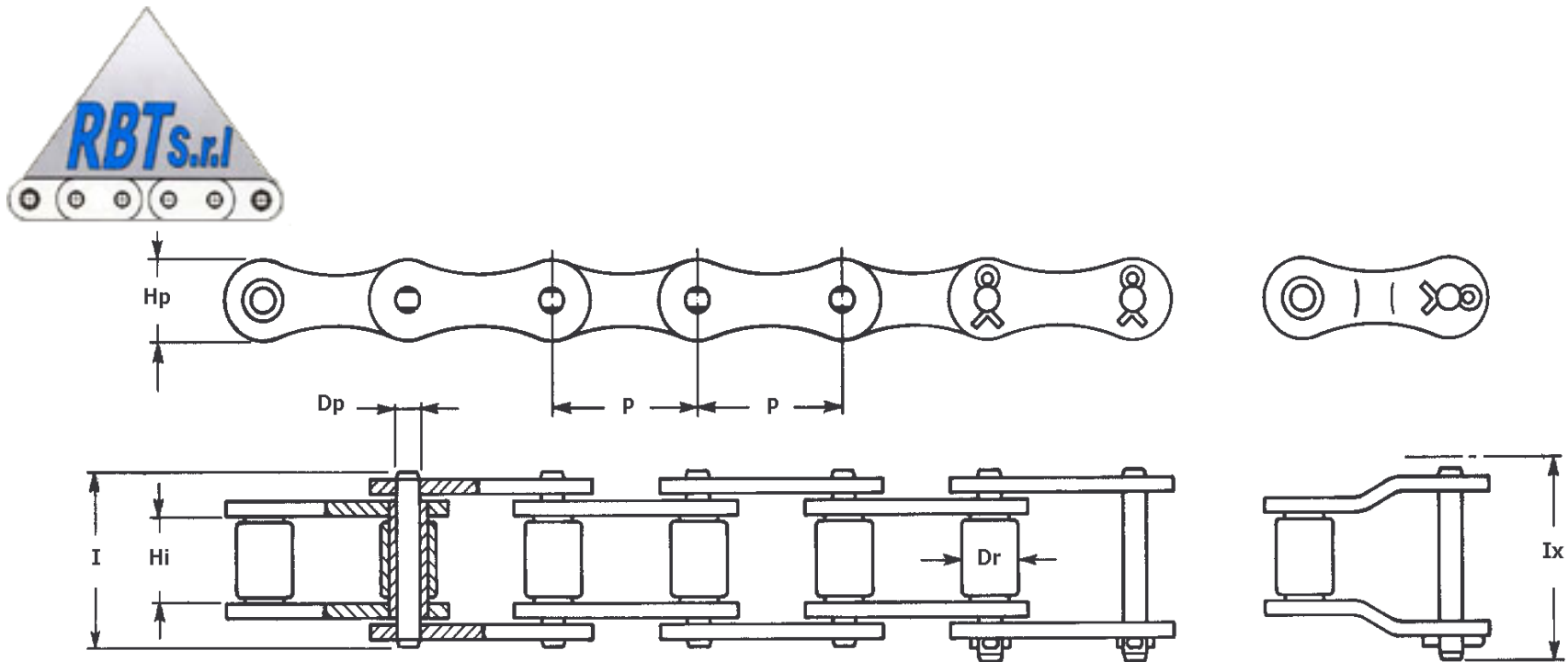


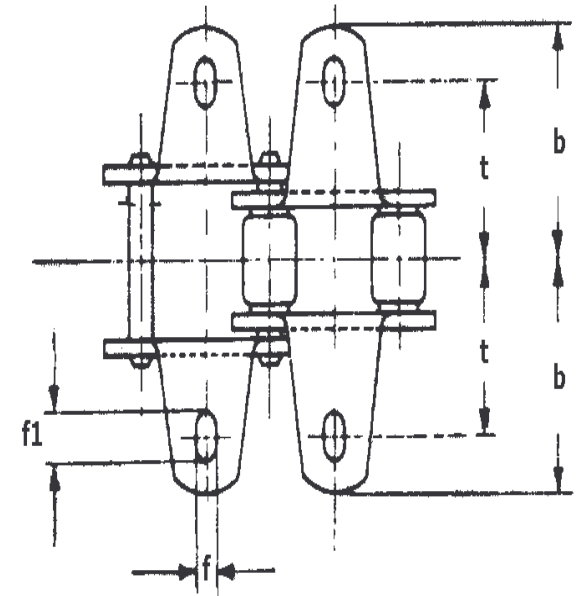
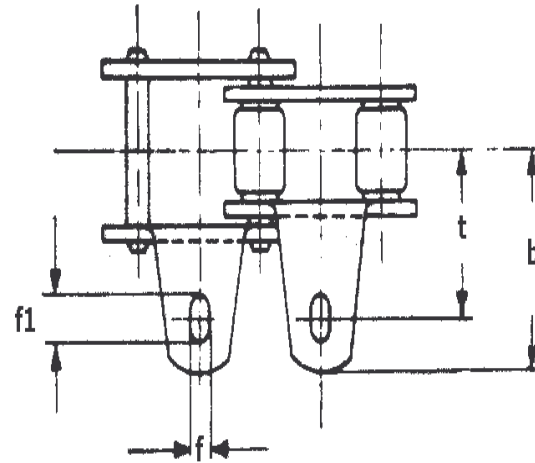
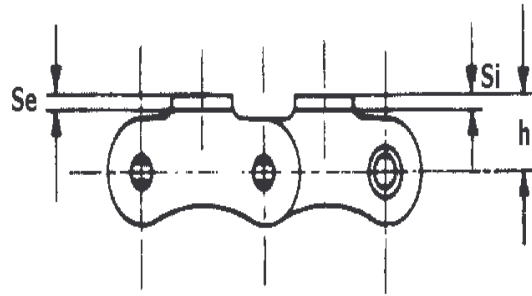
Catene Agricole
(Agricultural Chains)



CATENE ANCO

RBT	Passo	Larghezza interna	Ø del rullo	Ø del perno	Altezza piastre	Ingombro totale perno Rib.	Ingombro max.	Carico medio di rottura	Peso ca.	Rif.	"R"
Rif. ISO	P. mm.	H i mm.	Dr. mm.	Dp mm.	Hp. mm.	I mm.	Ix mm.	Kg.	Kg. / mt.		
S32	29,31	15,88	11,43	4,47	13,50	26,70	31,80	2.200	0,77	1101	
S42	34,93	19,05	14,27	7,01	19,80	34,30	39,40	4.500	1,60	1107	
S45	41,40	22,23	15,24	5,74	17,30	38,10	43,20	3.500	1,56	1102/B	
S52	38,10	22,23	15,24	5,74	17,30	38,10	43,20	3.500	1,65	1102	
S55	41,40	22,23	17,78	5,74	17,30	38,10	43,20	3.500	1,66	1103	
S62	41,91	25,40	19,05	5,74	17,30	40,60	45,70	3.700	1,90	1104	
S77	58,34	22,23	18,26	8,92	26,20	43,20	52,10	6.000	2,60	1105	
S88	66,27	28,58	22,86	8,92	26,20	50,80	58,40	6.000	3,26	1106	

Catene Agricole
(Agricultural Chains)



ATTACCHI PER TRASPORTATORI MIETITREBBIA
(Attachments for ANCO Chains)

Tipo A1 e Tipo K1

RBT	Passo	Altezza Aletta	Larghezza asola	Lunghezza asola	Interasse Trasversale Fori	Ingombro Trasv. Aletta	Spess. Alette est.	Spess. Alette int.	Rif.	"R"
Rif. ISO	P. mm.	h.	f mm.	f 1 mm.	t. mm.	b mm.	Se mm.	Si mm.		
S32	29,31	8,60	5,3	8,0	21,50	30,50	1,70	1,70	1101	
S42	34,93	14,00	8,3	12,5	27,00	37,50	2,50	2,50	1107	
S45	41,40	11,40	8,5	11,7	27,00	37,50	2,50	2,50	1102/B	
S52	38,10	11,40	8,5	10,1	29,40	38,80	2,50	2,50	1102	
S55	41,40	11,40	8,5	11,7	27,00	40,90	2,50	2,50	1103	
S62	41,91	11,40	8,5	15,0	33,30	47,70	2,50	2,50	1104	
S77	58,34	20,80	8,5	11,7	38,10	50,90	4,00	4,00	1105	
S88	66,27	20,80	8,5	10,1	48,40	59,80	4,00	4,00	1106	